



2020   
SNOWMOBILES



# MAKE YOUR MOMENT.



2020

## WE LIVE AT THE HEART OF THE RIDE.

Because we believe every moment on the snow should be a reason to ride again. To experience more of what unites us as snowmobilers and to forge deeper bonds in the wild, snowy places we live to ride in. Together, we are **BORN FOR MORE.**



**INDY**  
LEGENDARY PERFORMANCE. SIMPLY FUN.  
PERFORMANCE: PGS. 08-19



**RMK**  
LIGHTEST. STRONGEST. MOST FLICKABLE.  
DEEP SNOW: PGS. 20-29



**SWITCHBACK**  
SMOOTHEST RIDING. MOST VERSATILE.  
ON & OFF TRAILS: PGS. 30-37



**TITAN**  
WORLD'S MOST CAPABLE CROSSOVER.  
ON & OFF TRAILS: PGS. 38-43



**RUSH**  
SHARPEST HANDLING.  
QUICKEST ACCELERATING.  
TRAIL PERFORMANCE: PGS. 44-45



**VOYAGEUR**  
LIMITLESS POSSIBILITIES.  
RECREATIONAL UTILITY: PGS. 46-47



**SNOWCHECK**  
EXCLUSIVE MODELS & CUSTOMIZATION

# MORE COLORS, MORE OPTIONS AND 850 EXCLUSIVE REASONS TO SNOWCHECK.

Don't miss your chance to own a factory-customized sled featuring the Polaris® 850 Patriot™ engine, which comes standard with a 4 year warranty and is available exclusively during SnowCheck on select models. Build your sled around the class-leading durability and response of our most powerful engine ever, and make it yours with color and option customization.



**AVAILABLE COLORS**

- Black Pearl/INDY® Red
- Plum Crazy/Sky Blue
- White Lightning/INDY® Red



**AVAILABLE COLORS**

- Black Pearl
- Ghost Gray/Orange
- White Lightning
- Sky Blue/Gray
- INDY® Red
- Black Pearl/INDY® Red
- Black Pearl/Sky Blue
- Ghost Gray/Lime Squeeze
- Sky Blue/Lime Squeeze
- Pink Ribbon Riders
- 40th Anniversary Edition



## 3 SIMPLE STEPS TO TRUE FACTORY CUSTOMIZATION

**STEP 1** CHOOSE YOUR SLED  
CHASSIS, ENGINE, TRACK

**STEP 2** CHOOSE YOUR COLOR  
PANELS, TUNNELS, RAILS

**STEP 3** CHOOSE YOUR OPTIONS  
SHOCKS, BARS, GAUGE, WINDSHIELD, STARTER

# ENGINE CHOICES FOR EVERY RIDER.

Different riders and different styles, that's why we offer a complete line-up of engines. From taking the tightest tree lines in the deep powder with the ultimate responsiveness of our 850 Patriot™ to cruising the trails with the proven fan-cooled 550, we're proud to deliver the fun factor that keeps you pushing more miles with more reliability and more confidence. Our engines are built to integrate seamlessly with the lightweight and agile Polaris® chassis. Polaris snowmobiles feature class-leading power-to-weight ratios and set a new benchmark for ultimate performance.

**SNOWCHECK EXCLUSIVE**



**LIBERTY®  
850 PATRIOT™**

The SnowCheck-exclusive 850 Patriot™ engine was designed from the ground up for class-leading durability, unrivaled acceleration and industry best power-to-weight. The 850 Patriot™ is the most powerful snowmobile engine ever built by Polaris®.



**LIBERTY®  
800 H.O.  
CLEANFIRE®**

The "Proven Polaris Benchmark", is part of the Polaris family of Liberty engines built in the USA. This engine was developed in conjunction with the AXYS® platform to deliver ultimate responsiveness, performance and quality with class-leading power-to-weight.



**LIBERTY®  
600  
CLEANFIRE®**

The 600 Cleanfire® engine is part of the Polaris family of Liberty engines built in the USA. This engine is a 600cc, liquid-cooled, SDI engine that provides proven reliable performance, instant acceleration, easy starting and great response.



**550**

Proven, durable, fan-cooled snowmobile engine provides reliable performance at a great value.



# THE BEST SPORT ON SNOW AND THE BEST TEAM IN THE SPORT.

Polaris® Snowmobiles are about more. More time spent exploring. More riding firsts. More thrilling moments. More connection and more appreciation for the escape you can only experience on the snow. We design the best sleds, built by the best team, ridden by the best riders and delivered through the best experiences—so that more precision, control, and confidence lives in every single ride.



## CELEBRATING FORTY YEARS OF LEGENDARY INDY® SLEDS.

Our passion for snowmobiling drives us to develop and deliver the ultimate ride and handling. 40 years ago, the innovative strength and manufacturing excellence of Polaris led to the breakthrough Independent Front Suspension (IFS) that became the foundation of the most legendary model name in snowmobile history: INDY. With INDY, riders have tackled twisty trails, explored new heights and celebrated more race wins than with any other sled. The INDY models have helped make countless winter memories and further fueled our love of the ride. We celebrate its 40th Anniversary and look forward to the exciting and ever-evolving INDY models in snowmobiling's future.







# INDY<sup>®</sup>



## INDY<sup>®</sup> XC<sup>®</sup> ULTRA PERFORMANCE TRAIL VERSATILITY

- MODELS AVAILABLE**
- > 850 Patriot™ / INDY XC 137
  - > 800 H.O. Cleanfire® / INDY XC 137
  - > 600 Cleanfire® / INDY XC 137
  - > 850 Patriot™ / INDY XC 129
  - > 800 H.O. Cleanfire® / INDY XC 129
  - > 600 Cleanfire® / INDY XC 129



## INDY<sup>®</sup> SP PERFORMANCE TRAIL VERSATILITY

- MODELS AVAILABLE**
- > 600 INDY SP / 129
  - > 600 INDY SP / 137



## INDY<sup>®</sup> ADVENTURE ULTRA PERFORMANCE TRAIL VERSATILITY

- MODELS AVAILABLE**
- > 850 Patriot™ / INDY Adventure 137
  - > 800 H.O. Cleanfire® / INDY Adventure 137
  - > 600 Cleanfire® / INDY Adventure 137



## INDY<sup>®</sup> XCR<sup>®</sup> RACE-READY STRENGTH & DURABILITY

- MODELS AVAILABLE**
- > 850 Patriot™ / INDY XCR®
  - > 800 H.O. Cleanfire® / INDY XCR®
  - > 600 Cleanfire® / INDY XCR®



## INDY EVO™ EVOLVED FOR NEW RIDERS

- MODELS AVAILABLE**
- > INDY EVO
  - > INDY EVO ES



## INDY<sup>®</sup> VALUE TRAIL

- MODELS AVAILABLE**
- > 550 INDY / 121
  - > 550 INDY / 144
  - > 600 INDY / 121
  - > 550 INDY LXT / 144
  - > 550 INDY Adventure / 144
  - > 550 INDY Adventure / 155



**INDY®**



LEGENDARY PERFORMANCE. SIMPLY FUN.

## LEGENDARY PERFORMANCE

For 40 years, the INDY® name has stood for performance. For 2020, the INDY is reborn with the NEW INDY XCR®, INDY XC® 137 and INDY Adventure 137 family built on the AXYS® platform and featuring the proven PRO-CC™ rear suspension. And back for 2020 is the INDY EVO™, a sled built for pure performance fun for new riders.

## SIMPLY FUN

A day of riding is measured by miles and smiles. With comfortable seats, confidence-inspiring skis and integrated storage options – you'll be posting both all ride long.

## PROVEN VALUE

The INDY® line-up is purpose-built for all riders. From new riders on the INDY EVO™, to the 550 and 600 INDY, the touring capable 550 INDY LXT, and now the premium INDY SP 137 and INDY XC 137. Every INDY® is designed and built to deliver confidence that makes your day on the snow the best it can be.



POLARIS.COM

# THE BEST STORIES COME FROM THE BEST ADVENTURES.

For 40 years, INDY® has brought family and friends together to ride. The 2020 lineup adds even more performance and fun to the legendary story. The next generation of INDY® has arrived to give more riders the chance to experience a perfect day on the throttle and in control.



**INDY®**

LEGENDARY PERFORMANCE. SIMPLY FUN.



### INDY® XC® 137

ULTRA PERFORMANCE TRAIL VERSATILITY

- > 850 Patriot™ / 800 H.O. / 600 Cleanfire® Engine
- > PRO-CC™ 137 Rear Suspension
- > Walker Evans® Piggyback Needle Shocks
- > 1.25" Ice Ripper XT / 1.35" Cobra / 1.5" Storm 150 Track

**NEW** MODEL 2020 850 INDY XC 137 SNOWCHECK EXCLUSIVE

# HAULS THE MAIL OR ENOUGH GEAR FOR A WEEKEND ADVENTURE.



2020 850 INDY ADVENTURE 137 SNOWCHECK EXCLUSIVE

**NEW** MODEL



### INDY® ADVENTURE 137

RACE-READY STRENGTH & DURABILITY

- > 850 Patriot™ / 800 H.O. / 600 Cleanfire® Engine
- > PRO-CC™ 137 Rear Suspension
- > Walker Evans® Piggyback Needle Shocks
- > 1.25" Ice Ripper XT / 1.35" Cobra / 1.5" Storm 150 Track

## WHAT MAKES AN ADVENTURE

- > Underseat Storage
- > Tunnel Mounted Overnight Storage
- > Heavy-Duty Front Bumper
- > Mirrors

**NEW** MODEL



2020 600 INDY ADVENTURE 137

### 600 INDY® SP 137

PERFORMANCE TRAIL VERSATILITY

- > 600 Cleanfire® Engine
- > PRO-CC™ 137 Rear Suspension
- > Polaris® IFP Shocks
- > 1.25" Ripsaw II Track

**NEW** MODEL

2020 600 INDY SP 137





**INDY®**

LEGENDARY PERFORMANCE. SIMPLY FUN.



2020 850 INDY XC 129  
SNOWCHECK EXCLUSIVE

## INDY® XC® 129

ULTRA PERFORMANCE TRAIL VERSATILITY

- > 850 Patriot™ / 800 H.O. / 600 Cleanfire® Engine
- > PRO-CC™ 129 Rear Suspension
- > Walker Evans® Piggyback Needle Shocks
- > 1.25" Ice Ripper XT / 1.35" Cobra / 1.5" Storm 150 Track



2020 600 INDY SP 129

## 600 INDY® SP 129

PERFORMANCE TRAIL VERSATILITY

- > 600 Cleanfire® Engine
- > PRO-CC™ 129 Rear Suspension
- > Polaris® IFP Shocks
- > 1.25" Ripsaw II Track



BUILT TO RULE  
THE DITCH LINES  
AND CARVE THE  
INSIDE LINE.



**NEW** MODEL 2020 850 INDY XCR  
SNOWCHECK EXCLUSIVE

## INDY® XCR®

RACE-READY STRENGTH & DURABILITY

- > 850 Patriot™ / 800 H.O. / 600 Cleanfire® Engines
- > PRO-CC™ Rear Suspension
- > Race-Proven, Heavy-Duty Suspension Components
- > 1.25" Ice Ripper XT / 1.35" Cobra / 1.75" Backcountry Track
- > Walker Evans® Compression Adj. Velocity Shocks
- > Race-Ready Brake System



**NEW** MODEL 2020 600 INDY XCR



**INDY**<sup>®</sup>

LEGENDARY PERFORMANCE. SIMPLY FUN.

UNLEASH THE  
NEXT GENERATION  
ON THE SNOW.



2020 **INDY EVO**

**INDY EVO™**  
EVOLVED FOR NEW RIDERS

- > Compact Ergonomics
- > Easy Steering
- > Confident Stable Ride
- > 50 MPH Top Speed
- > INDY EVO™ Front Suspension
- > INDY EVO™ Skis
- > With or Without Electric Start



2020 **INDY EVO ES**





**INDY®**

LEGENDARY PERFORMANCE. SIMPLY FUN.



2020 600 INDY

### 600 INDY® SPORT TRAIL PERFORMANCE

- > PRO-RIDE® Chassis
- > 600 Cleanfire® Engine
- > Race-Proven Front Suspension
- > RydeFX® MPV Shocks

### INDY® VALUE TRAIL

- > PRO-RIDE® Chassis
- > 550 Fan-Cooled Engine
- > Race-Proven Front Suspension
- > 121 x .91" Shockwave / 144 x 1.35" Cobra Track
- > RydeFX® MPV Shocks



2020 550 INDY 144



### INDY® LXT VALUE TRAIL TOURING

- > PRO-RIDE® Chassis
- > 550 Fan-Cooled Engine
- > Cargo Rack
- > 2-up Seat and Backrest
- > Electric Start
- > Tall Windshield and Mirrors
- > Available in White or Navy



### INDY® ADVENTURE VERSATILE, DO-IT-ALL VALUE

- > PRO-RIDE® Chassis
- > 550 Fan-Cooled Engine
- > 144 x 1.35" / 155 x 1.6" Cobra Track
- > Lock & Ride® Convertible Passenger Seat & Cargo System
- > Electric Start
- > Tall Windshield and Mirrors





# RMK<sup>®</sup>



**PRO-RMK<sup>®</sup>**  
THE WORLD'S BEST MOUNTAIN SLED

**MODELS AVAILABLE**

- > 850 Patriot™ / 174 / 3.0" Track
- > 850 Patriot™ / 163 / 2.6" or 3.0" Track
- > 850 Patriot™ / 155 / 2.6" or 3.0" Track
- > 800 H.O. Cleanfire® / 174 / 3.0" Track
- > 800 H.O. Cleanfire® / 163 / 2.6" or 3.0" Track
- > 800 H.O. Cleanfire® / 155 / 2.6" or 3.0" Track
- > 600 Cleanfire® / 155 / 2.6" Track



**RMK<sup>®</sup> KHAOS<sup>®</sup>**  
THE MOST AGILE ALL-MOUNTAIN SLED

**MODELS AVAILABLE**

- > 850 Patriot™ / 155 / 2.6" or 3.0" Track
- > 800 H.O. Cleanfire® / 155 / 2.6" or 3.0" Track



**SKS**  
MOST VERSATILE DEEP SNOW SLED

**MODELS AVAILABLE**

- > 850 Patriot™ / 155 / 2.25" or 2.4" or 2.6" Track
- > 850 Patriot™ / 146 / 2.25" Track
- > 800 H.O. Cleanfire® / 155 / 2.25" or 2.4" or 2.6" Track
- > 800 H.O. Cleanfire® / 146 / 2.25" Track



**RMK<sup>®</sup>**  
ALL-PURPOSE DEEP SNOW TOUGH

**MODELS AVAILABLE**

- > 600 RMK / 144 / 2.0" Track



**RMK<sup>®</sup> EVO**  
EVOLVED FOR NEW RIDERS

**MODELS AVAILABLE**

- > RMK EVO / 144 / 1.75" Track
- > RMK EVO ES / 144 / 1.75" Track





# GO WHERE THE BONDS ARE AS DEEP AS THE POWDER.

Experience the RMK® and discover why it's the world's greatest mountain sled. Go to places you've imagined but few have been. Get there the only way you can - on the lightest mountain sled in the industry. Explore, challenge yourself and lead the way only with RMK®.

## RMK®

LIGHTEST. STRONGEST. MOST FLICKABLE.

### INSTANTANEOUS LIFT

The combination of the raised and lightweight AXYS® chassis, a powerful Polaris® engine like the 850 Patriot™ or the 800 H.O. Cleanfire®, and exclusive track designs pop the RMK® on top of the snow.

### RIDER BALANCED® CONTROL

The AXYS® RMK® features Rider Balanced® positioning that delivers ultimate control for the rider. The PRO-RMK® React™ Front Suspension provides the most precise, effortless sidehilling and ride.

### IMMEDIATE RESPONSE

The world's best mountain sled is built to be the lightest and most rigid, making it incredibly responsive to rider inputs. This allows you to change direction and maneuver confidently in all conditions.



**RMK****LIGHTEST. STRONGEST. MOST FLICKABLE.****2020 850 PRO-RMK 155**  
SNOWCHECK EXCLUSIVE

## PRO-RMK<sup>®</sup>

THE WORLD'S BEST MOUNTAIN SLED

- > 850 Patriot™ / 800 H.O. / 600 Cleanfire® Engines
- > PRO-RMK<sup>®</sup> React™ Adjustable Front Suspension (36-38")
- > 850 or 800: 2.6" Series 6 / 3.0" Series 7 Tracks
- > 850 or 800: Walker Evans® Monotube / Piggyback Shocks
- > 600: Walker Evans® Monotube Shocks / 2.4" Series 5.1 Track
- > QuickDrive® Low Inertia Drive System / Chaincase Drive System with 3" Track Models

**2020 800 PRO-RMK 163**

# TAKE THE LINE THAT SETS YOU APART.



## PRO-RMK<sup>®</sup> REACT™ FRONT SUSPENSION

- > Precise, Effortless Sidehills
- > Legendary Geometry, Adjustable Width (36-38")
- > Walker Evans® Shocks
- > SLS Lightweight Springs on 850 PRO-RMK<sup>®</sup> Models
- > Forged A-Arms and Spindles
- > Swaybar Design for Handling & Stability

## POWDERTRAC<sup>®</sup> XT BOARDS

- > Ideal Geometry for Improved Handling
- > Improved Ergos, Traction at Back of Board
- > Improved Sidehilling & Deep Snow Capabilities
- > Extruded Aluminum Construction
- > Exclusive to 850 PRO-RMK<sup>®</sup> 155 & 163 Models

## 850 EXCLUSIVE FEATURES:

- > PowderTrac<sup>®</sup> XT Running Boards
- > SLS Lightweight Springs
- > Carbon Fiber Overstructure
- > Carbon Fiber Rear Bumper
- > Standard Underseat Storage





# RMK®

LIGHTEST. STRONGEST. MOST FLICKABLE.

## RMK® KHAOS® THE MOST AGILE ALL-MOUNTAIN SLED

- > 850 Patriot™ / 800 H.O. Cleanfire® Engine
- > 850 or 800: 2.6" Series 6 / 3.0" Series 7 Tracks
- > Walker Evans® Compression Adj. Velocity Shocks
- > React™ Adjustable Front Suspension (36-38")
- > QuickDrive® Low Inertia Drive System / Chaincase Drive System with 3" Track Models



2020 850 RMK KHAOS 155  
SNOWCHECK EXCLUSIVE

# PROVE YOURSELF ABOVE THE TREE LINE.



“THE PERFECT ALL-MOUNTAIN SLED FOR RIDERS THAT  
LOVE TO SIDEHILL, HIT JUMPS AND LIVE AT 12 O’CLOCK.”

– DAN ADAMS, NXT LVL CLINICS



2020 850 RMK KHAOS 155  
SNOWCHECK EXCLUSIVE

## WHAT MAKES A KHAOS®

THE EASIEST SLED TO CARVE WITH. EVER.

### RMK® KHAOS® REAR SUSPENSION

The new rear suspension geometry provides balance for all-mountain fun. Designed with the perfect amount of transfer and traction for light handling and control and the best response in all riding zones.

### WALKER EVANS® VELOCITY SHOCKS

Featuring a mid-body mounted, position sensitive reservoir that allows a softer valve stack for a more compliant ride in the small bumps, but once the piston clears the position sensitive bypass it gets 30% stiffer for added bottoming resistance.

### REACT™ FRONT SUSPENSION

Provides riders with the most effortless ride in the deep snow for less fatigue. The front suspension features a 36" - 38" stance, a sway bar designed for the best handling, and forged a-arms and spindles optimized for strength and durability.



**RMK®**

LIGHTEST. STRONGEST. MOST FLICKABLE.

## RMK® EVO EVOLVED FOR NEW RIDERS

- > Compact Ergonomics
- > Easy Steering
- > Confident Stable Ride
- > 50 MPH Top Speed
- > RMK® EVO Front Suspension & Gripper Skis
- > With or Without Electric Start



**NEW** MODEL  
2020 RMK EVO ES



**NEW** MODEL  
2020 RMK EVO

MAKING NEW  
RIDERS AND NEW  
EXPERIENCES.



2020 800 SKS 146

## SKS MOST VERSATILE DEEP SNOW SLED

- > 850 Patriot™ / 800 H.O. Cleanfire® Engine
- > RMK® 155 Rear Suspension: 2.25" Peak / 2.4" Series 5.1 / 2.6" Series 6 Track
- > IGX 146 Rear Suspension: 2.25" Series 5.2
- > Walker Evans® Piggyback Shocks
- > Chaincase Drive System, Additional Cooling
- > Narrow Ski Stance (39-41")



2020 850 SKS 155  
SNOWCHECK EXCLUSIVE



# SWITCHBACK®



## SWITCHBACK® ASSAULT® ULTIMATE 50/50 CROSSOVER

### MODELS AVAILABLE

- > 850 Patriot™ / 1.35" or 1.6" or 2" Track
- > 800 H.O. Cleanfire® / 1.35" or 1.6" or 2" Track
- > 600 Cleanfire® / 1.35" or 1.6" or 2" Track



## SWITCHBACK® XCR® RACE-READY STRENGTH & DURABILITY

### MODELS AVAILABLE

- > 850 Patriot™ / 1.25" or 1.35" or 1.75" Track
- > 800 H.O. Cleanfire® / 1.25" or 1.35" or 1.75" Track
- > 600 Cleanfire® / 1.25" or 1.35" or 1.75" Track



## SWITCHBACK® PRO-S® ULTIMATE CORNERING & HANDLING

### MODELS AVAILABLE

- > 850 Patriot™ / 1.25" or 1.35" or 1.5" Track
- > 800 H.O. Cleanfire® / 1.25" or 1.35" or 1.5" Track
- > 600 Cleanfire® / 1.25" or 1.35" or 1.5" Track




**SWITCHBACK®**

SMOOTHEST RIDING. MOST VERSATILE.

# TURN THE WORLD INTO YOUR PLAYGROUND.

Experience the go-anywhere versatility of Switchback® on the trail or off the map with the sled born to give you the best of both worlds. Some days you follow the trails for miles, others you ride the backcountry for hours. All with the Polaris® Switchback®.

## RIDER BALANCED® CONTROL

By placing the rider in the right location on the sled, we've built a sled that corners flat without sacrificing the fun factor of lifting the front end through the bumps or powder. More precise handling both on trail and off-trail.

## UNRIVALED ACCELERATION

When developing the AXYS® platform, Polaris® engineers minimized weight throughout the sled without compromising strength. Combined with powerful engines like the 850 Patriot™ and class-leading power-to-weight ratios, the Switchback® is arguably the quickest in its class.

## RIDER-CENTRIC COMFORT

With ergonomic controls, integrated storage, enhanced wind protection and industry-first LED headlights, comfort is woven directly into the AXYS® platform's design.



## SWITCHBACK®

SMOOTHEST RIDING. MOST VERSATILE.



2020 850 SWITCHBACK ASSAULT 144  
SNOWCHECK EXCLUSIVE

## SWITCHBACK® ASSAULT® ULTIMATE 50/50 CROSSOVER

- > 850 Patriot™ / 800 H.O. / 600 Cleanfire® Engines
- > IGX 144 Rear Suspension
- > 1.35" Cobra / 1.6" Cobra / 2" Series 4 Track
- > Walker Evans® Piggyback Needle Shocks
- > PowderTrac® Running Boards



2020 600 SWITCHBACK ASSAULT 144




## WHAT MAKES AN ASSAULT



### IGX 144 REAR SUSPENSION

The IGX 144 rear suspension provides RMK®-inspired off-trail agility and balance with outstanding on-trail ride performance. Pitch is controlled through geometry.



### POWDERTRAC® RUNNING BOARDS

The design is optimized for maximum snow clean out while maintaining extreme strength. These running boards are designed to serve the needs of riders on- & off-trail where the front is wide and flat for comfort and stability, while the rear has tapered, dual-angle design for mobility and snow clearance.



### INDUSTRY-LEADING TECHNOLOGY

Polaris® offers industry-leading display packages including the Polaris® Interactive Digital Display which is a 4.3" high resolution, full color, LCD digital display that connects with select features of Polaris® Ride Command, including GPS and Trail Maps. Also available is the LCD digital Polaris® MessageCenter Display.



# SWITCHBACK®

SMOOTHEST RIDING. MOST VERSATILE.



2020 800 SWITCHBACK XCR

POLARIS  
**PRT**  
RACE TECHNOLOGY

## SWITCHBACK® XCR® RACE-READY STRENGTH & DURABILITY

- > 850 Patriot™ / 800 H.O. / 600 Cleanfire® Engines
- > PRO-XC™ Rear Suspension
- > Race-Proven, Heavy-Duty Suspension Components
- > 1.25" Ice Ripper XT / 1.35" Cobra / 1.75" Backcountry Track
- > Walker Evans® Hi-Lo Comp. Adj. Shocks
- > Race-Ready Brake System



2020 600 SWITCHBACK XCR



2020 800 SWITCHBACK PRO-S

## SWITCHBACK® PRO-S ULTIMATE CORNERING & HANDLING

- > 850 Patriot™ / 800 H.O. / 600 Cleanfire® Engines
- > PRO-XC™ Rear Suspension
- > 1.25" Ice Ripper XT / 1.35" Cobra / 1.5" Storm 150 Track
- > Walker Evans® Piggyback Needle or Hi-Lo Comp. Adj. Shocks
- > Race-Proven Independent Front Suspension




**TITAN®**

WORLD'S MOST CAPABLE CROSSOVER.

# NATURE DOESN'T HAVE THE UPPER HAND ANYMORE.

Experience TITAN®, the industry's most capable extreme crossover snowmobile. Have unrivaled confidence in the backcountry, working hard, or riding a familiar trail. Forge ahead, at work or play, with the first extreme crossover sled that puts an end to compromise.

## RIDER BALANCED® CONTROL

The AXYS® Chassis positions the rider for Rider Balanced® Control in all riding situations and delivers unmatched handling in even the world's most extreme terrain and conditions.

## DEEP SNOW AGILITY

The TITAN® delivers unmatched flotation and agility with the AXYS® chassis. Featuring an articulated rear suspension design that requires no adjustments to go from 2-up to towing large loads and a design that allows you to easily backup over obstacles.

## UNMATCHED CAPABILITIES

The TITAN® is equipped with rider-centric innovations to dominate in the most extreme conditions. TITAN® offers unmatched cargo carrying and towing capabilities, along with innovative storage solutions. The Power Boosting Regulator delivers maximum electrical power at idle and low RPMs for comfort and convenience.



# TITAN®

WORLD'S MOST CAPABLE CROSSOVER.

## TITAN® ADVENTURE 155 VERSATILE, DO-IT-ALL EXTREME CROSSOVER

- > 800 H.O. Cleanfire® Engine
- > TITAN® Articulated Rear Suspension
- > 20" x 155" x 1.5" Cobra Track
- > FOX® QS3 Shocks
- > PRO-Float Skis
- > Lock & Ride® Versa Touring Passenger Seat
- > Lock & Ride® Versa Cargo Box and Rack
- > Polaris Interactive Digital Display
- > Electric Start



2020 TITAN ADVENTURE 155



## DO-EVERYTHING CROSSOVER



The TITAN® Adventure 155 is fully featured and a true do-it-all sled. It comes with a Lock & Ride® Versa Touring Passenger Seat with heated passenger grips and footrests, cargo rack, cargo box, tow hitch, mirrors, Polaris® Interactive Digital Display, premium shocks, and a 24" high windshield that provides outstanding rider protection. If that's not enough, make it yours with a full selection of Polaris Engineered® Accessories to outfit your TITAN® for exactly your activities and needs.



# TITAN®

WORLD'S MOST CAPABLE CROSSOVER.

## TITAN® XC® 155

HIGH-PERFORMANCE. CROSS-COUNTRY TOUGH.

- > 800 H.O. Cleanfire® Engine
- > TITAN® Articulated Rear Suspension
- > 20" x 1.375" RipSaw / 20" x 1.5" Cobra Track / 20" x 1.8" Cobra Track
- > FOX® QS3 Shocks
- > Gripper Skis or PRO-Float Skis
- > MessageCenter Gauge
- > Electric Start



2020 TITAN XC 155



2020 TITAN SP 155

## TITAN® SP 155

AGILE & ADAPTABLE

- > 800 H.O. Cleanfire® Engine
- > TITAN® Articulated Rear Suspension
- > 20" x 155" x 1.375" RipSaw Track
- > Polaris® IFP Shocks
- > PRO-Float Skis
- > MessageCenter Gauge
- > Electric Start



## WHAT MAKES A TITAN®



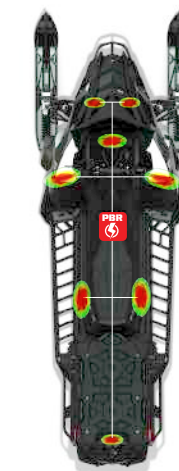
### ALPHA TRANSMISSION

Provides smooth shifting and drive ranges to suit even the most extreme conditions or situations. 1200 lb. towing capabilities with High, Low, Reverse, and Neutral.



### LOCK & RIDE® PLATFORM

Integrated design allows for maximum storage, with or without passenger seat. Industry-leading carrying capacity of 85 lb. (38.5 kg.) and integrated Lock & Ride® mounting system holds cargo box and other storage accessories.



### POWER BOOSTING REGULATOR

This industry-first Power Boosting Regulator delivers maximum electrical power at idle and low RPMs. Ensures electrical power for rider comfort and convenience features, such as accessory heated seats, hand-warmers, battery charging and other accessories.





# BORN TO LEAD.

Ride confidently with the ultimate control and corner-to-corner quickness only the Rider Balanced® RUSH® with AXYS® chassis can deliver. Turn the tightest corners into your victory lap, erase bumps, grab the lead, and gain the edge you crave – only with RUSH®.



2020 600 RUSH PRO-S

## RUSH® PRO-S

ULTIMATE CORNERING & HANDLING

- > 850 Patriot™ / 800 H.O. / 600 Cleanfire® Engines
- > PRO-XC™ Rear Suspension
- > 1.25" Ice Ripper XT / 1.35" Cobra / 1.5" Storm 150 Track
- > Walker Evans® Piggyback Needle or Walker Evans® Hi-Lo Comp. Adj. Shocks
- > Race-Proven Independent Front Suspension



2020 850 RUSH PRO-S  
SNOWCHECK EXCLUSIVE

# RUSH®

SHARPEST HANDLING. QUICKEST ACCELERATING.

## RIDER BALANCED® CONTROL

By placing the rider in the right location on the sled, we've built a sled that corners flat without sacrificing the fun factor. Better control in big bumps AND chatter bumps.

## UNRIVALED ACCELERATION

When developing the AXYS® platform, Polaris® engineers minimized weight throughout the sled without compromising strength. Combined with powerful engines like the 850 Patriot™ and class-leading power-to-weight ratios, the RUSH® is the quickest in its class.

## RIDER-CENTRIC COMFORT

Ergonomic controls, integrated storage, enhanced wind protection and industry-first LED headlights, and comfort are woven directly into the AXYS® platform's design.



# VOYAGEUR®

LIMITLESS POSSIBILITIES.

## ULTIMATE FLOTATION

The Voyageur® family is built to deliver performance wherever your snowmobiling day takes you. From accessing the powerline to checking the trap line, aggressive tracks and tough, wide PRO-Float skis keep you on top of the snow.

## UNMATCHED HAULING

With its hitch, rear rack, and Polaris® rear suspension technology, the capable Voyageur® maintains control and precision whether under load on-trail or in the deep snow.

## PROVEN HANDLING

With the perfect blend of RMK® DNA and Polaris® suspension technology, the Voyageur® delivers the best off-trail performance with confident trail handling at any speed.

### 600 VOYAGEUR® 144

AGILE, ALL PURPOSE SPORT-UTILITY

- > 600 Cleanfire® Engine
- > IGX 144 Rear Suspension
- > 144 x 2" Series 4 Track
- > Cargo Rack and Receiver Hitch
- > Electric Start



2020 600 VOYAGEUR 144



2020 550 VOYAGEUR 144

### 550 VOYAGEUR® 144

VERSATILE WORK & FUN

- > 550 Fan-Cooled Engine
- > Coil-Over Rear Suspension
- > 144 x 1.35" Cobra Track
- > Cargo Rack and Receiver Hitch
- > Electric Start

### 550 VOYAGEUR® 155

VERSATILE WORK & FUN


- > 550 Fan-Cooled Engine
- > Articulated Rear Suspension
- > 155 x 1.6" Cobra Track
- > PRO-Float Skis
- > Cargo Rack and Hinged Hitch
- > Electric Start



2020 550 VOYAGEUR 155







# 2020 MODEL SPECS



MODEL NAME	850 PRO-RMK® 174	800 PRO-RMK® 174	850 PRO-RMK® 163	850 PRO-RMK® 163 / 3"	800 PRO-RMK® 163	800 PRO-RMK® 163 / 3"	850 PRO-RMK® 155	850 PRO-RMK® 155 / 3"
<b>Fuel Capacity (gallons/liters)</b>	11.5/43.5	11.5/43.5	11.5/43.5	11.5/43.5	11.5/43.5	11.5/43.5	11.5/43.5	11.5/43.5
<b>Overall Height (in./cm.)</b>	49.125/124.7	49.125/124.7	49.125/124.7	49.125/124.7	49.125/124.7	49.125/124.7	49.125/124.7	49.125/124.7
<b>Overall Width (in./cm.)</b>	43.5/110.5	43.5/110.5	43.5/110.5	43.5/110.5	43.5/110.5	43.5/110.5	43.5/110.5	43.5/110.5
<b>Ski Center Distance (in./cm.)</b>	36-37-38/91.4-93.9-96.5	36-37-38/91.4-93.9-96.5	36-37-38/91.4-93.9-96.5	36-37-38/91.4-93.9-96.5	36-37-38/91.4-93.9-96.5	36-37-38/91.4-93.9-96.5	36-37-38/91.4-93.9-96.5	36-37-38/91.4-93.9-96.5
<b>Estimated Dry Weight (lbs./kg.)</b>	449/204	442/200	420/191	433/196	413/187	426/193	415/188	428/194
<b>Overall Length (in./cm.)</b>	142/360.6	142/360.6	134.4/341.4	134.4/341.4	134.4/341.4	134.4/341.4	131/332.75	131/332.75
<b>Engine Type/Cooling</b>	Liquid Cooled	Liquid Cooled	Liquid Cooled	Liquid Cooled	Liquid Cooled	Liquid Cooled	Liquid Cooled	Liquid Cooled
<b>Disc Brake Type</b>	AXYS® RMK® LWT	AXYS® RMK® LWT	AXYS® RMK® LWT	AXYS® RMK® LWT	AXYS® RMK® LWT	AXYS® RMK® LWT	AXYS® RMK® LWT	AXYS® RMK® LWT
<b>Drive System Type</b>	Chaincase	Chaincase	QuickDrive®	Chaincase	Chaincase	QuickDrive®	Chaincase	Chaincase
<b>Drive/Driven Clutch</b>	P-85/TEAM® LWT	P-85/TEAM® LWT	P-85/TEAM® LWT	P-85/TEAM® LWT	P-85/TEAM® LWT	P-85/TEAM® LWT	P-85/TEAM® LWT	P-85/TEAM® LWT
<b>Front Suspension</b>	AXYS® RMK® React™	AXYS® RMK® React™	AXYS® RMK® React™	AXYS® RMK® React™	AXYS® RMK® React™	AXYS® RMK® React™	AXYS® RMK® React™	AXYS® RMK® React™
<b>Rear Suspension</b>	AXYS® RMK®	AXYS® RMK®	AXYS® RMK®	AXYS® RMK®	AXYS® RMK®	AXYS® RMK®	AXYS® RMK®	AXYS® RMK®
<b>Shock Package</b>	Walker Evans® Piggy or Mono	Walker Evans® Piggy or Mono	Walker Evans® Piggy or Mono	Walker Evans® Piggy or Mono	Walker Evans® Piggy or Mono	Walker Evans® Piggy or Mono	Walker Evans® Piggy or Mono	Walker Evans® Piggy or Mono
<b>Ski Type</b>	Gripper	Gripper	Gripper	Gripper	Gripper	Gripper	Gripper	Gripper
<b>Track Width/Length/Height (in.)</b>	15 x 174 x 3.0 Series 7	15 x 174 x 3.0 Series 7	15 x 163 x 2.6 Series 6	15 x 163 x 3.0 Series 7	15 x 163 x 2.6 Series 6	15 x 163 x 3.0 Series 7	15 x 155 x 2.6 Series 6	15 x 155 x 3.0 Series 7
<b>Color</b>	Various In Season Options	Various In Season Options	Various In Season Options	Various In Season Options	Various In Season Options	Various In Season Options	Various In Season Options	Various In Season Options
<b>Electric Start</b>	Optional	Optional	Optional	Optional	Optional	Optional	Optional	Optional
<b>Gauge</b>	PIDD or MessageCenter	PIDD or MessageCenter	PIDD or MessageCenter	PIDD or MessageCenter	PIDD or MessageCenter	PIDD or MessageCenter	PIDD or MessageCenter	PIDD or MessageCenter
<b>Special Features</b>	Standard Underseat Storage		Standard Underseat Storage, PowderTrac® XT Running Boards	Standard Underseat Storage, PowderTrac® XT Running Boards			Standard Underseat Storage, PowderTrac® XT Running Boards	Standard Underseat Storage, PowderTrac® XT Running Boards

MODEL NAME	850 RMK® KHAOS® 155	850 RMK® KHAOS® 155 / 3"	800 RMK® KHAOS® 155	800 RMK® KHAOS® 155 / 3"	RMK® EVO	RMK® EVO ES	850 SWITCHBACK® ASSAULT® 144	800 SWITCHBACK® ASSAULT® 144
<b>Fuel Capacity (gallons/liters)</b>	11.5/43.5	11.5/43.5	11.5/43.5	11.5/43.5	10/37.8	10/37.8	12/45.4	12/45.4
<b>Overall Height (in./cm.)</b>	49.125/124.7	49.125/124.7	49.125/124.7	49.125/124.7	43/109.2	43/109.2	54.5/138.4	54.5/138.4
<b>Overall Width (in./cm.)</b>	43.5/110.5	43.5/110.5	43.5/110.5	43.5/110.5	46/116.8	46/116.8	47/119.4	47/119.4
<b>Ski Center Distance (in./cm.)</b>	36-37-38/91.4-93.9-96.5	36-37-38/91.4-93.9-96.5	36-37-38/91.4-93.9-96.5	36-37-38/91.4-93.9-96.5	39/99	39/99	42.5/108	42.5/108
<b>Estimated Dry Weight (lbs./kg.)</b>	420/191	433/196	413/187	426/193	420/190.5	444/201.4	468/212	456/207
<b>Overall Length (in./cm.)</b>	131/332.75	131/332.75	131/332.75	131/332.75	124/315	124/315	125/317.5	125/317.5
<b>Engine Type/Cooling</b>	Liquid Cooled	Liquid Cooled	Liquid Cooled	Liquid Cooled	Fan Cooled	Fan Cooled	Liquid Cooled	Liquid Cooled
<b>Disc Brake Type</b>	AXYS® RMK® LWT	AXYS® RMK® LWT	AXYS® RMK® LWT	AXYS® RMK® LWT	RMK® Hydraulic	RMK® Hydraulic	AXYS® Radial	AXYS® Radial
<b>Drive System Type</b>	QuickDrive®	QuickDrive®	QuickDrive®	QuickDrive®	Chaincase	Chaincase	Chaincase	Chaincase
<b>Drive/Driven Clutch</b>	P-85/TEAM® LWT	P-85/TEAM® LWT	P-85/TEAM® LWT	P-85/TEAM® LWT	CVTech PowerBloc50/In Vance	CVTech PowerBloc50/In Vance	P-85/TEAM® LWT	P-85/TEAM® LWT
<b>Front Suspension</b>	AXYS® RMK® React™	AXYS® RMK® React™	AXYS® RMK® React™	AXYS® RMK® React™	RMK® EVO	RMK® EVO	AXYS® Front Suspension	AXYS® Front Suspension
<b>Rear Suspension</b>	AXYS® KHAOS®	AXYS® KHAOS®	AXYS® KHAOS®	AXYS® KHAOS®	INDY®	INDY®	IGX 144	IGX 144
<b>Shock Package</b>	Walker Evans® Velocity	Walker Evans® Velocity	Walker Evans® Velocity	Walker Evans® Velocity	RydeFX® MPV	RydeFX® MPV	Walker Evans® Needle	Walker Evans® Needle
<b>Ski Type</b>	Gripper	Gripper	Gripper	Gripper	Gripper	Gripper	PRO-STEER	PRO-STEER
<b>Track Width/Length/Height (in.)</b>	15 x 155 x 2.6 Series 6	15 x 155 x 3.0 Series 7	15 x 155 x 2.6 Series 6	15 x 155 x 3.0 Series 7	15 x 144 x 1.75 Backcountry	15 x 144 x 1.75 Backcountry	1.35 or 1.6 Cobra/2 Series 4	1.35 or 1.6 Cobra/2 Series 4
<b>Color</b>	Various In Season Options	Various In Season Options	Various In Season Options	Various In Season Options	White Lightning	INDY® Red	Various In Season Options	Various In Season Options
<b>Electric Start</b>	Optional	Optional	Optional	Optional	Optional	Standard	Optional	Optional
<b>Gauge</b>	PIDD or MessageCenter	PIDD or MessageCenter	PIDD or MessageCenter	PIDD or MessageCenter	MessageCenter	MessageCenter	PIDD or MessageCenter	PIDD or MessageCenter
<b>Special Features</b>	Standard Underseat Storage	Standard Underseat Storage					Standard Underseat Storage	Standard Underseat Storage

For full specs, visit [Polaris.com](http://Polaris.com)

Polaris reserves the right to change specifications at any time without incurring obligation. All performance and/or feature and benefit claims are based upon competitive data available at time of printing.



MODEL NAME	800 PRO-RMK® 155	800 PRO-RMK® 155 / 3"	600 PRO-RMK® 155	600 RMK® 144	850 SKS 155	800 SKS 155	850 SKS 146	800 SKS 146
<b>Fuel Capacity (gallons/liters)</b>	11.5/43.5	11.5/43.5	11.5/43.5	12/45.4	11.5/43.5	11.5/43.5	11.5/43.5	11.5/43.5
<b>Overall Height (in./cm.)</b>	49.125/124.7	49.125/124.7	49.125/124.7	46/117	49.125/124.7	49.125/124.7	51/129.5	51/129.5
<b>Overall Width (in./cm.)</b>	43.5/110.5	43.5/110.5	43.5/110.5	46.5/118.1	46.5/118.1	46.5/118.1	46.5/118.1	46.5/118.1
<b>Ski Center Distance (in./cm.)</b>	36-37-38/91.4-93.9-96.5	36-37-38/91.4-93.9-96.5	36-37-38/91.4-93.9-96.5	39-40-41/99.1-101.6-104.1	39-40-41/99.1-101.6-104.1	39-40-41/99.1-101.6-104.1	39-40-41/99.1-101.6-104.1	39-40-41/99.1-101.6-104.1
<b>Estimated Dry Weight (lbs./kg.)</b>	408/185	425/193	412/186.9	480/217.7	452/205	445/202	475/215	463/210
<b>Overall Length (in./cm.)</b>	131/332.75	131/332.75	131/332.75	125/317.5	131/332.75	131/332.75	125/317.5	125/317.5
<b>Engine Type/Cooling</b>	Liquid Cooled	Liquid Cooled	Liquid Cooled	Liquid Cooled	Liquid Cooled	Liquid Cooled	Liquid Cooled	Liquid Cooled
<b>Disc Brake Type</b>	AXYS® RMK® LWT	AXYS® RMK® LWT	AXYS® RMK® LWT	AXYS® Radial	AXYS® RMK® LWT	AXYS® RMK® LWT	AXYS® Radial	AXYS® Radial
<b>Drive System Type</b>	QuickDrive®	Chaincase	QuickDrive®	Chaincase	Chaincase	Chaincase	Chaincase	Chaincase
<b>Drive/Driven Clutch</b>	P-85/TEAM® LWT	P-85/TEAM® LWT	P-85/TEAM® LWT	P-85/TEAM® LWT	P-85/TEAM® LWT	P-85/TEAM® LWT	P-85/TEAM® LWT	P-85/TEAM® LWT
<b>Front Suspension</b>	AXYS® RMK® React™	AXYS® RMK® React™	AXYS® RMK® React™	RMK® Adjustable	AXYS® RMK® Adjustable	AXYS® RMK® Adjustable	AXYS® RMK® Adjustable	AXYS® RMK® Adjustable
<b>Rear Suspension</b>	AXYS® RMK®	AXYS® RMK®	AXYS® RMK®	IGX 144	AXYS® RMK®	AXYS® RMK®	IGX 146	IGX 146
<b>Shock Package</b>	Walker Evans® Piggy or Mono	Walker Evans® Piggy or Mono	Walker Evans® Monotube	RydeFX® MPV	Walker Evans® Piggyback	Walker Evans® Piggyback	Walker Evans® Piggyback	Walker Evans® Piggyback
<b>Ski Type</b>	Gripper	Gripper	Gripper	Gripper	Gripper	Gripper	Gripper	Gripper
<b>Track Width/Length/Height (in.)</b>	15 x 155 x 2.6 Series 6	15 x 155 x 3.0 Series 7	15 x 155 x 2.4 Series 5.1	15 x 144 x 2.0 Series 4	2.25 Peak / 2.4 / 2.6 Series 6	2.25 Peak / 2.4 / 2.6 Series 6	2.25 Series 5.2	2.25 Series 5.2
<b>Color</b>	Various In Season Options	Various In Season Options	Various In Season Options	White Lightning	Various In Season Options	Various In Season Options	Various In Season Options	Various In Season Options
<b>Electric Start</b>	Optional	Optional	Optional	Standard	Optional	Optional	Optional	Optional
<b>Gauge</b>	PIDD or MessageCenter	PIDD or MessageCenter	MessageCenter	MessageCenter	PIDD or MessageCenter	PIDD or MessageCenter	PIDD or MessageCenter	PIDD or MessageCenter
<b>Special Features</b>				Standard Underseat Storage	Standard Underseat Storage		Standard Underseat Storage	Standard Underseat Storage

MODEL NAME	600 SWITCHBACK® ASSAULT® 144	850 SWITCHBACK® PRO-S	800 SWITCHBACK® XCR	600 SWITCHBACK® XCR	850 SWITCHBACK® PRO-S	800 SWITCHBACK® PRO-S	600 SWITCHBACK® PRO-S	800 TITAN® ADVENTURE
<b>Fuel Capacity (gallons/liters)</b>	12/45.4	12/45.4	12/45.4	12/45.4	12/45.4	12/45.4	12/45.4	14/53
<b>Overall Height (in./cm.)</b>	54.5/138.4	46/116.8	46/116.8	46/116.8	46/116.8	46/116.8	46/116.8	57/145
<b>Overall Width (in./cm.)</b>	47/119.4	47/119.4	47/119.4	47/119.4	47/119.4	47/119.4	47/119.4	48/122
<b>Ski Center Distance (in./cm.)</b>	42.5/108	42.5/108	42.5/108	42.5/108	42.5/108	42.5/108	42.5/108	39-40-41/99.1-101.6-104.1
<b>Estimated Dry Weight (lbs./kg.)</b>	456/207	472/214	460/209	460/209	452/205	447/203	447/203	658/298
<b>Overall Length (in./cm.)</b>	125/317.5	121/307.4	121/307.4	121/307.4	121/307.4	121/307.4	121/307.4	129/328
<b>Engine Type/Cooling</b>	Liquid Cooled	Liquid Cooled	Liquid Cooled	Liquid Cooled	Liquid Cooled	Liquid Cooled	Liquid Cooled	Liquid Cooled
<b>Disc Brake Type</b>	AXYS® Radial	AXYS® Race Radial	AXYS® Race Radial	AXYS® Race Radial	AXYS® Radial	AXYS® Radial	AXYS® Radial	TITAN® Hydraulic
<b>Drive System Type</b>	Chaincase	Chaincase	Chaincase	Chaincase	Chaincase	Chaincase	Chaincase	H-L-N-R Transmission
<b>Drive/Driven Clutch</b>	P-85/TEAM® LWT	P-85/TEAM® LWT	P-85/TEAM® LWT	P-85/TEAM® LWT	P-85/TEAM® LWT	P-85/TEAM® LWT	P-85/TEAM® LWT	P-85/TEAM® BOSS
<b>Front Suspension</b>	AXYS® Front Suspension	AXYS® Front Suspension	AXYS® Front Suspension	AXYS® Front Suspension	AXYS® Front Suspension	AXYS® Front Suspension	AXYS® Front Suspension	AXYS® Front Suspension
<b>Rear Suspension</b>	IGX 144	PRO-XC™	PRO-XC™	PRO-XC™	PRO-XC™	PRO-XC™	PRO-XC™	TITAN® Articulated
<b>Shock Package</b>	Walker Evans® Needle	Walker Evans® Hi-Lo Speed Comp.	Walker Evans® Hi-Lo Speed Comp.	Walker Evans® Hi-Lo Speed Comp.	Walker Evans® Needle or Hi-Lo	Walker Evans® Needle or Hi-Lo	Walker Evans® Needle or Hi-Lo	FOX® QS3 Comp. Adj. Piggyback
<b>Ski Type</b>	PRO-STEER	PRO-STEER	PRO-STEER	PRO-STEER	PRO-STEER	PRO-STEER	PRO-STEER	Gripper
<b>Track Width/Length/Height (in.)</b>	1.35 or 1.6 Cobra/2 Series 4	1.25 Ice Ripper/1.35 Cobra/1.75	1.25 Ice Ripper/1.35 Cobra/1.75	1.25 Ice Ripper/1.35 Cobra/1.75	1.25 Ice Ripper/1.35 Cobra/1.5	1.25 Ice Ripper/1.35 Cobra/1.5	1.25 Ice Ripper/1.35 Cobra/1.5	20 x 155 x 1.5 Cobra
<b>Color</b>	Various In Season Options	Various In Season Options	Various In Season Options	Various In Season Options	Various In Season Options	Various In Season Options	Various In Season Options	Navy Blue
<b>Electric Start</b>	Optional	Optional	Optional	Optional	Optional	Optional	Optional	Standard
<b>Gauge</b>	PIDD or MessageCenter	PIDD or MessageCenter	PIDD or MessageCenter	PIDD or MessageCenter	PIDD or MessageCenter	PIDD or MessageCenter	PIDD or MessageCenter	PIDD
<b>Special Features</b>	Standard Underseat Storage	Race-Ready Suspension and Brakes	Race-Ready Suspension and Brakes	Race-Ready Suspension and Brakes	Standard Underseat Storage	Standard Underseat Storage	Standard Underseat Storage	Lock & Ride® Versa Touring Pass. Seat & Versa Storage Cargo Box and Rack, Mirrors





# 2020 MODEL SPECS



MODEL NAME	800 TITAN® XC	800 TITAN® SP	850 INDY® XC 137	800 INDY® XC 137	600 INDY® XC 137	850 INDY® XC 129	800 INDY® XC 129	600 INDY® XC 129
<b>Fuel Capacity (gallons/liters)</b>	14 / 53	14 / 53	12 / 45.4	12 / 45.4	12 / 45.4	12 / 45.4	12 / 45.4	12 / 45.4
<b>Overall Height (in./cm.)</b>	48.5 / 123	54 / 137	46 / 116.8	46 / 116.8	46 / 116.8	46 / 116.8	46 / 116.8	46 / 116.8
<b>Overall Width (in./cm.)</b>	45 / 114	48 / 122	47 / 119.4	47 / 119.4	47 / 119.4	47 / 119.4	47 / 119.4	47 / 119.4
<b>Ski Center Distance (in./cm.)</b>	39-40-41/99.1-101.6-104.1	39-40-41/99.1-101.6-104.1	42.5 / 108	42.5 / 108	42.5 / 108	42.5 / 108	42.5 / 108	42.5 / 108
<b>Estimated Dry Weight (lbs./kg.)</b>	605 / 274	602 / 274	469 / 213	463 / 210	462 / 210	460 / 209	455 / 206	454 / 206
<b>Overall Length (in./cm.)</b>	129 / 328	129 / 328	120 / 305	120 / 305	120 / 305	117 / 297	117 / 297	117 / 297
<b>Engine Type/Cooling</b>	Liquid Cooled	Liquid Cooled	Liquid Cooled	Liquid Cooled	Liquid Cooled	Liquid Cooled	Liquid Cooled	Liquid Cooled
<b>Disc Brake Type</b>	TITAN® Hydraulic	TITAN® Hydraulic	AXYS® Radial	AXYS® Radial	AXYS® Radial	AXYS® Radial	AXYS® Radial	AXYS® Radial
<b>Drive System Type</b>	H-L-N-R Transmission	H-L-N-R Transmission	Chaincase	Chaincase	Chaincase	Chaincase	Chaincase	Chaincase
<b>Drive/Driven Clutch</b>	P-85/TEAM® BOSS	P-85/TEAM® BOSS	P-85/TEAM® LWT	P-85/TEAM® LWT	P-85/TEAM® LWT	P-85/TEAM® LWT	P-85/TEAM® LWT	P-85/TEAM® LWT
<b>Front Suspension</b>	AXYS® Front Suspension	AXYS® Front Suspension	AXYS® Front Suspension	AXYS® Front Suspension	AXYS® Front Suspension	AXYS® Front Suspension	AXYS® Front Suspension	AXYS® Front Suspension
<b>Rear Suspension</b>	TITAN® Articulated	TITAN® Articulated	PRO-CC™	PRO-CC™	PRO-CC™	PRO-CC™	PRO-CC™	PRO-CC™
<b>Shock Package</b>	FOX® QS3 Comp. Adj. Piggyback	Polaris IFP	Walker Evans® Comp. Adj.	Walker Evans® Comp. Adj.	Walker Evans® Comp. Adj.	Walker Evans® Comp. Adj.	Walker Evans® Comp. Adj.	Walker Evans® Comp. Adj.
<b>Ski Type</b>	Gripper or PRO-FLOAT	PRO-FLOAT	PRO-STEER	PRO-STEER	PRO-STEER	PRO-STEER	PRO-STEER	PRO-STEER
<b>Track Width/Length/Height (in.)</b>	1.375 Ripsaw Full/1.6 or 1.8 Cobra	20 x 155 x 1.375 Ripsaw Full	1.25 Ice Ripper / 1.35 Cobra / 1.5	1.25 Ice Ripper / 1.35 Cobra / 1.5	1.25 Ice Ripper / 1.35 Cobra / 1.5	1.25 Ice Ripper / 1.35 Cobra / 1.5	1.25 Ice Ripper / 1.35 Cobra / 1.5	1.25 Ice Ripper / 1.35 Cobra / 1.5
<b>Color</b>	Various In Season Options	White Lightning	Various In Season Options	Various In Season Options	Various In Season Options	Various In Season Options	Various In Season Options	Various In Season Options
<b>Electric Start</b>	Standard	Standard	Optional	Optional	Optional	Optional	Optional	Optional
<b>Gauge</b>	MessageCenter	MessageCenter	PIDD or MessageCenter	PIDD or MessageCenter	PIDD or MessageCenter	PIDD or MessageCenter	PIDD or MessageCenter	PIDD or MessageCenter
<b>Special Features</b>	Integrated Lock & Ride® Versa Storage Platform	Integrated Lock & Ride® Versa Storage Platform	Standard Underseat Storage	Standard Underseat Storage	Standard Underseat Storage	Standard Underseat Storage	Standard Underseat Storage	Standard Underseat Storage

MODEL NAME	600 INDY® SP 137	600 INDY® SP 129	600 INDY®	550 INDY®	550 INDY® 144	550 INDY® LXT NORTHSTAR EDITION	550 INDY® LXT	INDY EVO™
<b>Fuel Capacity (gallons/liters)</b>	12 / 45.4	12 / 45.4	11.5 / 43.5	11.5 / 43.5	11.5 / 43.5	11.5 / 43.5	11.5 / 43.5	10 / 37.8
<b>Overall Height (in./cm.)</b>	46 / 116.8	46 / 116.8	48 / 122	48 / 122	48 / 122	54 / 137	54 / 137	41 / 104
<b>Overall Width (in./cm.)</b>	47 / 119.4	47 / 119.4	48 / 122	48 / 122	48 / 122	48 / 122	48 / 122	44 / 111
<b>Ski Center Distance (in./cm.)</b>	42.5 / 108	42.5 / 108	42.5 / 108	42.5 / 108	42.5 / 108	42.5 / 108	42.5 / 108	39 / 99
<b>Estimated Dry Weight (lbs./kg.)</b>	481 / 218	473 / 215	470 / 213	445 / 202	452 / 205	467 / 212	467 / 212	409 / 186
<b>Overall Length (in./cm.)</b>	120 / 305	117 / 297	114 / 289	114 / 289	124 / 315	124 / 315	124 / 315	114 / 289
<b>Engine Type/Cooling</b>	Liquid Cooled	Liquid Cooled	Liquid Cooled	Fan Cooled	Fan Cooled	Fan Cooled	Fan Cooled	Fan Cooled
<b>Disc Brake Type</b>	AXYS® Radial	AXYS® Radial	Phantom Hydraulic	RMK® Hydraulic	RMK® Hydraulic	RMK® Hydraulic	RMK® Hydraulic	RMK® Hydraulic
<b>Drive System Type</b>	Chaincase	Chaincase	Chaincase	Chaincase	Chaincase	Chaincase	Chaincase	Chaincase
<b>Drive/Driven Clutch</b>	P-85/TEAM® LWT	P-85/TEAM® LWT	P-85/TEAM® LWT	CVTech PowerBloc50 / In Vance	CVTech PowerBloc50 / In Vance	CVTech PowerBloc50 / In Vance	CVTech PowerBloc50 / In Vance	CVTech PowerBloc50 / In Vance
<b>Front Suspension</b>	AXYS® Front Suspension	AXYS® Front Suspension	PRO-RIDE™	PRO-RIDE™	PRO-RIDE™	PRO-RIDE™	PRO-RIDE™	INDY EVO™
<b>Rear Suspension</b>	PRO-CC™	PRO-CC™	INDY®	INDY®	INDY®	INDY®	INDY®	INDY®
<b>Shock Package</b>	Polaris® IFP	Polaris® IFP	RydeFX® MPV	RydeFX® MPV	RydeFX® MPV	RydeFX® MPV	RydeFX® MPV	RydeFX® MPV
<b>Ski Type</b>	PRO-STEER	PRO-STEER	INDY®	PRO-STEER	PRO-STEER	Gripper	PRO-STEER	INDY EVO™
<b>Track Width/Length/Height (in.)</b>	15 x 137 x 1.25 Ripsaw II	15 x 129 x 1.25 Ripsaw II	15 x 121 x .91 Shockwave	15 x 121 x .91 Shockwave	15 x 144 x 1.35 Cobra	15 x 144 x 1.352 Cobra	15 x 144 x 1.0 Energy	15 x 121 x .91 Shockwave
<b>Color</b>	White Lightning	White Lightning	White Lightning	INDY® Red	INDY® Red	Navy Blue	White Lightning	White Lightning
<b>Electric Start</b>	Standard	Standard	Standard	Standard	Standard	Standard	Standard	Optional
<b>Gauge</b>	MessageCenter	MessageCenter	MessageCenter	MessageCenter	MessageCenter	MessageCenter	MessageCenter	MessageCenter
<b>Special Features</b>	Standard Underseat Storage	Standard Underseat Storage				Cargo Rack, 2-Up Seat and Backrest, Mirrors	Cargo Rack, 2-Up Seat and Backrest, Mirrors	

For full specs, visit [Polaris.com](http://Polaris.com)  
Polaris reserves the right to change specifications at any time without incurring obligation. All performance and/or feature and benefit claims are based upon competitive data available at time of printing.



MODEL NAME	850 INDY® XCR	800 INDY® XCR	600 INDY® XCR	850 INDY® ADVENTURE 137	800 INDY® ADVENTURE 137	600 INDY® ADVENTURE 137	550 INDY® ADVENTURE 155	550 INDY® ADVENTURE 144
<b>Fuel Capacity (gallons/liters)</b>	12 / 45.4	12 / 45.4	12 / 45.4	12 / 45.4	12 / 45.4	12 / 45.4	11.5 / 43.5	11.5 / 43.5
<b>Overall Height (in./cm.)</b>	46 / 116.8	46 / 116.8	46 / 116.8	46 / 116.8	46 / 116.8	46 / 116.8	56 / 142	54 / 137
<b>Overall Width (in./cm.)</b>	47 / 119.4	47 / 119.4	47 / 119.4	47 / 119.4	47 / 119.4	47 / 119.4	48 / 122	48 / 122
<b>Ski Center Distance (in./cm.)</b>	42.5 / 108	42.5 / 108	42.5 / 108	42.5 / 108	42.5 / 108	42.5 / 108	39 / 99.1	42.5 / 108
<b>Estimated Dry Weight (lbs./kg.)</b>	475 / 215	468 / 212	468 / 212	478 / 217	472 / 214	471 / 214	524 / 238	498 / 226
<b>Overall Length (in./cm.)</b>	117 / 297	117 / 297	117 / 297	120 / 305	120 / 305	120 / 305	132.25 / 335.9	124 / 315
<b>Engine Type/Cooling</b>	Liquid Cooled	Liquid Cooled	Liquid Cooled	Liquid Cooled	Liquid Cooled	Liquid Cooled	Fan Cooled	Fan Cooled
<b>Disc Brake Type</b>	AXYS® Race Radial	AXYS® Race Radial	AXYS® Race Radial	AXYS® Radial	AXYS® Radial	AXYS® Radial	RMK® Hydraulic	RMK® Hydraulic
<b>Drive System Type</b>	Chaincase	Chaincase	Chaincase	Chaincase	Chaincase	Chaincase	Chaincase	Chaincase
<b>Drive/Driven Clutch</b>	P-85/TEAM® LWT	P-85/TEAM® LWT	P-85/TEAM® LWT	P-85/TEAM® LWT	P-85/TEAM® LWT	P-85/TEAM® LWT	CVTech PowerBloc50 / In Vance	CVTech PowerBloc50 / In Vance
<b>Front Suspension</b>	AXYS® Front Suspension	AXYS® Front Suspension	AXYS® Front Suspension	AXYS® Front Suspension	AXYS® Front Suspension	AXYS® Front Suspension	RMK® Adjustable	RMK® Adjustable
<b>Rear Suspension</b>	PRO-CC™	PRO-CC™	PRO-CC™	PRO-CC™	PRO-CC™	PRO-CC™	INDY® Articulated	INDY® Articulated
<b>Shock Package</b>	Walker Evans® Hi-Lo Velocity	Walker Evans® Hi-Lo Velocity	Walker Evans® Hi-Lo Velocity	Walker Evans® Comp. Adj.	Walker Evans® Comp. Adj.	Walker Evans® Comp. Adj.	RydeFX® MPV	RydeFX® MPV
<b>Ski Type</b>	PRO-STEER	PRO-STEER	PRO-STEER	PRO-STEER	PRO-STEER	PRO-STEER	PRO-FLOAT	PRO-FLOAT
<b>Track Width/Length/Height (in.)</b>	1.25 Ice Ripper / 1.35 Cobra / 1.75	1.25 Ice Ripper / 1.35 Cobra / 1.75	1.25 Ice Ripper / 1.35 Cobra / 1.75	1.25 Ice Ripper / 1.35 Cobra / 1.5	1.25 Ice Ripper / 1.35 Cobra / 1.5	1.25 Ice Ripper / 1.35 Cobra / 1.5	15 x 155 x 1.6 Cobra	15 x 144 x 1.35 Cobra
<b>Color</b>	Various In Season Options	Various In Season Options	Various In Season Options	Various In Season Options	Various In Season Options	Various In Season Options	Navy Blue	Navy Blue
<b>Electric Start</b>	Optional	Optional	Optional	Optional	Optional	Optional	Standard	Standard
<b>Gauge</b>	PIDD or MessageCenter	PIDD or MessageCenter	PIDD or MessageCenter	PIDD or MessageCenter	PIDD or MessageCenter	PIDD or MessageCenter	MessageCenter	MessageCenter
<b>Special Features</b>	Race-Ready Suspension and Brakes	Race-Ready Suspension and Brakes	Race-Ready Suspension and Brakes	Standard Underseat & Overnight Storage, Mirrors, Heavy-Duty Front Bumper	Standard Underseat & Overnight Storage, Mirrors, Heavy-Duty Front Bumper	Standard Underseat & Overnight Storage, Mirrors, Heavy-Duty Front Bumper	Lock & Ride® Convertible Pass. Seat & Cargo System, Mirrors	Lock & Ride® Convertible Pass. Seat & Cargo System, Mirrors

MODEL NAME	INDY EVO® ES	120 INDY®	850 RUSH® PRO-S	800 RUSH® PRO-S	600 RUSH® PRO-S	600 VOYAGEUR® 144	550 VOYAGEUR® 155	550 VOYAGEUR® 144
<b>Fuel Capacity (gallons/liters)</b>	10 / 37.8	.5 / 1.9	12 / 45.4	12 / 45.4	12 / 45.4	12 / 45.4	11.5 / 43.5	11.5 / 43.5
<b>Overall Height (in./cm.)</b>	41 / 104	31 / 78	46 / 116.8	46 / 116.8	46 / 116.8	54.5 / 138.5	56 / 142	54 / 137
<b>Overall Width (in./cm.)</b>	44 / 111	34 / 86	47 / 119.4	47 / 119.4	47 / 119.4	45 / 114.3	48 / 122	46.5 / 118
<b>Ski Center Distance (in./cm.)</b>	39 / 99	30 / 76	42.5 / 108	42.5 / 108	42.5 / 108	39-40-41 / 99.1-101.6-104.1	39-40-41 / 99.1-101.6-104.1	39-40-41 / 99.1-101.6-104.1
<b>Estimated Dry Weight (lbs./kg.)</b>	432 / 196	147 / 66	444 / 201	432 / 196	432 / 196	486 / 220	478.5 / 217	465 / 211
<b>Overall Length (in./cm.)</b>	114 / 289	75 / 190	114 / 289.6	114 / 289.6	114 / 289.6	127 / 322.6	132.25 / 335.9	131.8 / 332.2
<b>Engine Type/Cooling</b>	Fan Cooled	Fan Cooled	Liquid Cooled	Liquid Cooled	Liquid Cooled	Liquid Cooled	Liquid Cooled	Fan Cooled
<b>Disc Brake Type</b>	RMK® Hydraulic	Mechanical Drum	AXYS® Radial	AXYS® Radial	AXYS® Radial	AXYS® Radial	AXYS® Radial	RMK® Hydraulic
<b>Drive System Type</b>	Chaincase	Chaincase	Chaincase	Chaincase	Chaincase	Chaincase	Chaincase	Chaincase
<b>Drive/Driven Clutch</b>	CVTech PowerBloc50 / In Vance	P-40	P-85/TEAM® LWT	P-85/TEAM® LWT	P-85/TEAM® LWT	P-85/TEAM® LWT	P-85/TEAM® LWT	CVTech PowerBloc50 / In Vance
<b>Front Suspension</b>	INDY EVO™	IFS	AXYS® Front Suspension	AXYS® Front Suspension	AXYS® Front Suspension	RMK® Adjustable	RMK® Adjustable	RMK® Adjustable
<b>Rear Suspension</b>	INDY®	Mini INDY®	PRO-XC™	PRO-XC™	PRO-XC™	1GX 144	INDY® Articulated	INDY®
<b>Shock Package</b>	RydeFX® MPV	Steel Monotube	Walker Evans® Needle or Hi-Lo	Walker Evans® Needle or Hi-Lo	Walker Evans® Needle or Hi-Lo	RydeFX® MPV	RydeFX® MPV	RydeFX® MPV
<b>Ski Type</b>	INDY EVO™	Composite	PRO-STEER	PRO-STEER	PRO-STEER	Gripper	PRO-FLOAT	Gripper
<b>Track Width/Length/Height (in.)</b>	15 x 121 x .91 Shockwave	10 x 69 x .79 Tri-Star	1.25 Ice Ripper / 1.35 Cobra / 1.5	1.25 Ice Ripper / 1.35 Cobra / 1.5	1.25 Ice Ripper / 1.35 Cobra / 1.5	15 x 144 x 2.0 Series 4	15 x 155 x 1.6 Cobra	15 x 144 x 1.35 Cobra
<b>Color</b>	INDY® Red	Sky Blue	Various In Season Options	Various In Season Options	Various In Season Options	White Lightning	White Lightning	White Lightning
<b>Electric Start</b>	Standard	N/A	Optional	Optional	Optional	Standard	Standard	Standard
<b>Gauge</b>	MessageCenter	N/A	PIDD or MessageCenter	PIDD or MessageCenter	PIDD or MessageCenter	MessageCenter	MessageCenter	MessageCenter
<b>Special Features</b>		Tether	Standard Underseat Storage	Standard Underseat Storage	Standard Underseat Storage	Rack, Hitch	Rack, Hitch	Rack, Hitch



The ride isn't just starting the engine and hitting the throttle. It's chasing the feeling you crave all year long. It's everything up to that moment, and the memories after. It's the planning, the anticipating, the escape. Discover more freedom and live to ride Together, we are **BORN FOR MORE.**

POLARIS.COM



Photographed using a highly skilled professional operator under controlled conditions. Polaris recommends that all riders take a training course. Do not attempt maneuvers beyond your capability. Always wear a helmet and other safety apparel. Never drink and ride. Snowmobiles depicted in this brochure may feature Polaris® parts and accessories and are not standard features of the base model snowmobile they accompany. All performance and/or feature and benefit claims are based upon competitive data available at time of printing. For your nearest dealer, call 1-800-POLARIS or go to [www.terrain-domination.com](http://www.terrain-domination.com). \*Unless noted, trademarks are the property of Polaris Industries Inc. Pro Taper® is a registered trademark of Lacy Distribution, Inc. TEAM® is a registered trademark of TEAM Industries RydeFX® is a registered trademark and Ryde AFX™ is a trademark of Arvin Technologies, Inc. FOX® is a trademark of FOX Factory Inc. Walker Evans® is a registered trademark of Walker Evans Enterprises Corporation. SNOWGOER® is a registered trademark of EPG Media, LLC. All pricing, specifications, claims, and information contained in this brochure are based upon current knowledge and printed material available at time of publication. All pricing, specifications, and descriptions are subject to change without notice, and Polaris assumes no responsibility for changes in pricing or specifications. Polaris assumes no responsibility for any inaccuracies, opinions, or omissions in this brochure.

Polaris Sales Inc., 2100 Hwy. 55, Medina, MN 55340  
(763) 542-0500 Fax (763) 542-0599

Polaris Industries LTD. 50 Prairie Way, Winnipeg, Manitoba Canada R2J 3J8  
(204) 925-7100 Fax (204) 925-7110



For every sled sold, Polaris makes a donation to your state or provincial association to help build awareness and membership.